



LED EcoMax T5 Batten


Features

- Plastic unibody design with integrated connector
- Broad range of lengths and color temperatures
- Energy efficient

Benefits

- Easy, accessory free installation
- Easily retrofit conventional fixtures with LED
- Up to 50% energy savings compared to conventional T5 batten

Application



Specification

Order Name	Power (W)	Power Factor	Lumen (lm)	Efficacy (lm/W)	CRI	CCT (K)	Average Lifetime(hrs)	Energy Level
T5Batten 3.5WW E1	3.5	0.5	240	69	75	3000	20000	A+
T5Batten 3.5WC E1	3.5	0.5	260	74	75	4000	20000	A+
T5Batten 3.5WD E1	3.5	0.5	300	86	75	5700	20000	A+
T5Batten 7WW E1	7	0.5	480	69	75	3000	20000	A+
T5Batten 7WC E1	7	0.5	520	74	75	4000	20000	A+
T5Batten 7WD E1	7	0.5	600	86	75	5700	20000	A+
T5Batten 10.5WW E1	10.5	0.5	710	68	75	3000	20000	A+
T5Batten 10.5WC E1	10.5	0.5	770	73	75	4000	20000	A+
T5Batten 10.5WD E1	10.5	0.5	900	86	75	5700	20000	A+
T5Batten 14WW E1	14	0.5	950	68	75	3000	20000	A
T5Batten 14WC E1	14	0.5	1030	74	75	4000	20000	A+
T5Batten 14WD E1	14	0.5	1200	86	75	5700	20000	A+

Application Conditions

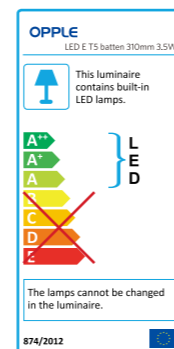
IP	20
Operating Temperature	-10~45°C
Application Temperature	25°C
Storage Environment	-25~50°C

Mechanical and Finishing Properties

Optical Material	PC
Housing Material	PC
Finishing Colour	White

Electrical supply

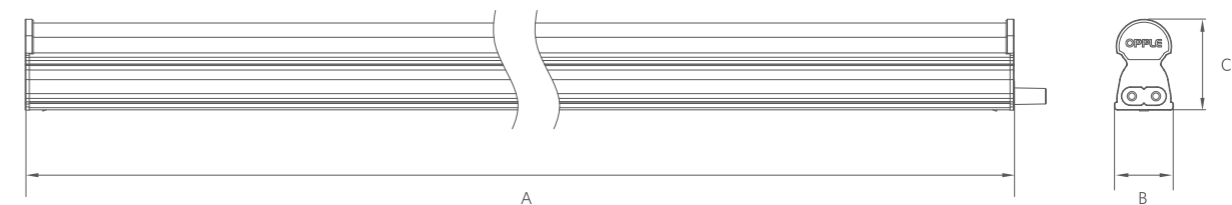
Frequency (Hz)	50/60Hz
Voltage (V)	220V-240V
AC/DC	AC



Packaging Information

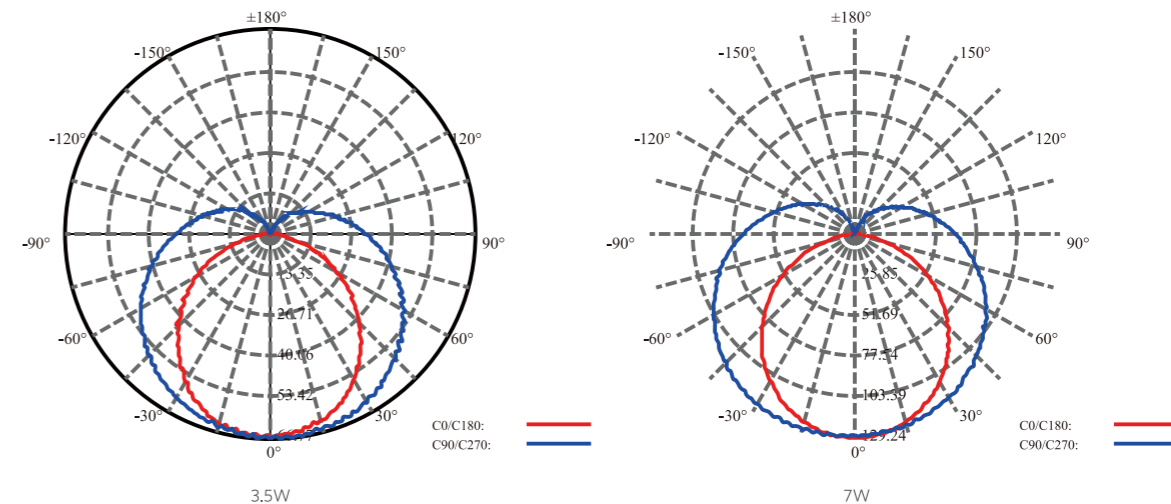
Order Name	Single Box(1pc/box)		Packaging Unit		
	Dimensions(mm) (HxWxL)	Gross Weight (kg)	Dimensions(mm) (HxWxL)	Gross Weight (kg)	Packing QTY (pcs/CTN)
T5Batten 3.5WW E1	37x26x415	0.136	180x200x485	4.08	30
T5Batten 3.5WC E1	37x26x415	0.136	180x200x485	4.08	30
T5Batten 3.5WD E1	37x26x415	0.136	180x200x485	4.08	30
T5Batten 7WW E1	37x26x675	0.180	180x200x745	5.40	30
T5Batten 7WC E1	37x26x675	0.180	180x200x745	5.40	30
T5Batten 7WD E1	37x26x675	0.180	180x200x745	5.40	30
T5Batten 10.5WW E1	37x26x975	0.240	180x200x1045	7.20	30
T5Batten 10.5WC E1	37x26x975	0.240	180x200x1045	7.20	30
T5Batten 10.5WD E1	37x26x975	0.240	180x200x1045	7.20	30
T5Batten 14WW E1	37x26x1275	0.303	180x200x1345	9.09	30
T5Batten 14WC E1	37x26x1275	0.303	180x200x1345	9.09	30
T5Batten 14WD E1	37x26x1275	0.303	180x200x1345	9.09	30
Leader Cable			105X105X185	0.60	30
Jumper Cable(two pin to two pin)			105X105X185	0.60	30
Jumper Cable(two pin to three pin)			105X105X185	0.60	30

Dimensional Drawing

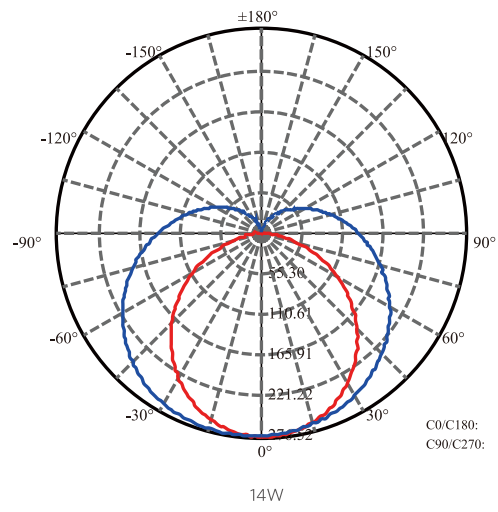
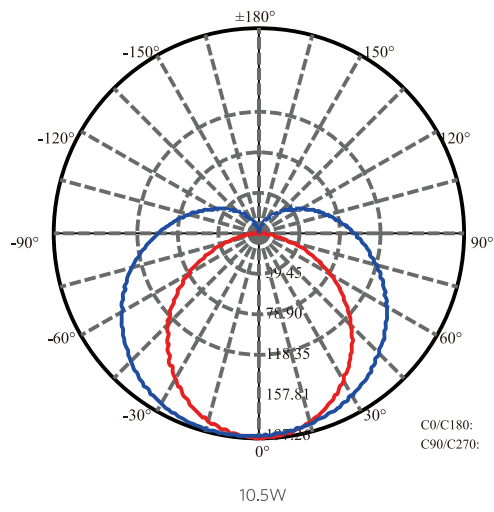


	3.5W	7W	10.5W	14W	14W&18W
A (mm)	310	570	870	1170	1170
B (mm)	22	22	22	22	22
C (mm)	32.6	32.6	32.6	32.6	32.6

Light Distribution



Light Distribution



Accessory Information



Leader Cable



Jumper Cable
(two pin to two pin)



Jumper Cable
(two pin to three pin)